


storage

From bookshelves to filing cabinets and everything in between

Our stylish storage units ensure everything has its place. All storage units feature a 25mm top with an 18mm carcass and front.




finish




WALNUT




REGAL OAK



OAK



BEECH



MAPLE



options

Code

Bookcases

	W	x	D	x	H		
589/1	800	x	330	x	720	1 fixed shelf	£111
591/1	800	x	330	x	878	1 fixed shelf	£122
592/2	800	x	330	x	1278	2 fixed shelves	£146
593/3	800	x	330	x	1678	3 fixed shelves	£168
594/4	800	x	330	x	1800	4 fixed shelves	£173



Corner units with tambour

	W	x	D	x	H		
599TD	800	x	330	x	878	1 fixed shelf	£395



Corner units open front

	W	x	D	x	H		
599	800	x	330	x	720	1 fixed shelf	£213

Double door cupboard

	W	x	D	x	H		
580/1	800	x	600	x	720	1 adjustable shelf	£240
581/1	800	x	600	x	1000	1 adjustable shelf	£260
582/2	800	x	600	x	1600	2 adjustable shelves	£362
583/3	800	x	600	x	1800	3 adjustable shelves	£374
584/3	800	x	600	x	2000	3 adjustable shelves	£435



Filing cabinets

	W	x	D	x	H		
687/2	480	x	600	x	720	2 drawer	£287
688/3	480	x	600	x	1056	3 drawer	£363
689/4	480	x	600	x	1390	4 drawer	£417
690/2	943	x	600	x	720	2 drawer	£410



Cupboards supplied empty

	W	x	D	x	H		
994	960	x	600	x	720	empty	£250
994B						Bisley fittings	£65
997						Extra shelf	£30
995	960	x	600	x	1000	empty	£273
995B						Bisley fittings	£92
997						Extra shelf	£30
996	960	x	600	x	1800	empty	£406
996B						Bisley fittings	£122
997						Extra shelf	£30



Credenza

	W	x	D	x	H		
998	1600	x	600	x	720	1 fixed shelf	£462



Side opening tambour

	W	x	D	x	H		
999	1060	x	600	x	720	1 adjustable shelf	£387
999/12	1060	x	600	x	1200	1 adjustable shelf	£484
999/16	1060	x	600	x	1600	2 adjustable shelves	£537
999/18	1060	x	600	x	1800	3 adjustable shelves	£591
999/20	1060	x	600	x	2000	3 adjustable shelves	£644




tables

Whatever the need, we have a table for you

Our amazing range of tables will take you from the boardroom to the training room and from reception to the cafeteria. All wooden tables feature 25mm tops.




desk
finish




WALNUT




REGAL OAK



OAK



BEECH



MAPLE



options

Code

Folding tables

W x D

630	1400 x 800	rectangular table	£263
632	1600 x 800	rectangular table	£285
634	1800 x 800	rectangular table	£306

638	1600 x 800 x 690	trapezoidal table	£306
-----	------------------	-------------------	------

636	1600 x 800	half round table	£285
-----	------------	------------------	------

Boardroom tables

W x D x H

575	1200 x 1200 x 720	£235
-----	-------------------	------

576	1200 x 1200 x 720	£245
-----	-------------------	------

577	1600 x 1200 x 720	£277
-----	-------------------	------

578	2400 x 1200 x 720	£373
-----	-------------------	------

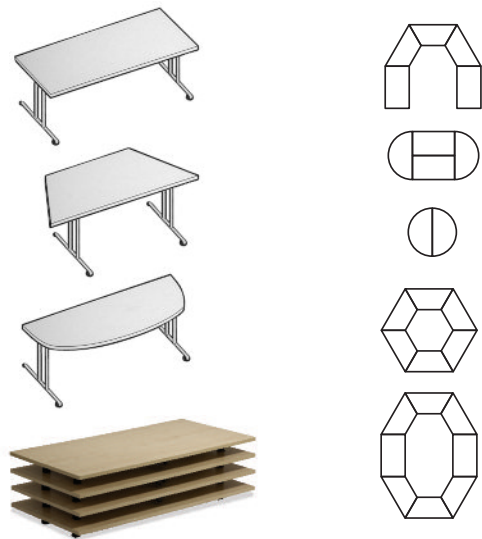
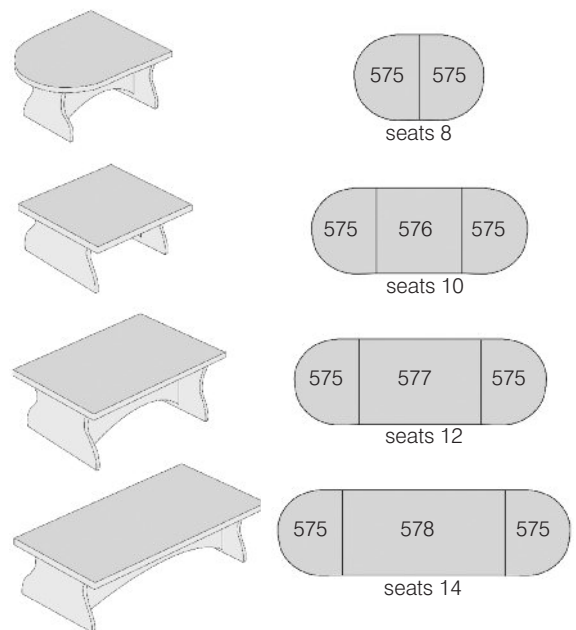


table configurations



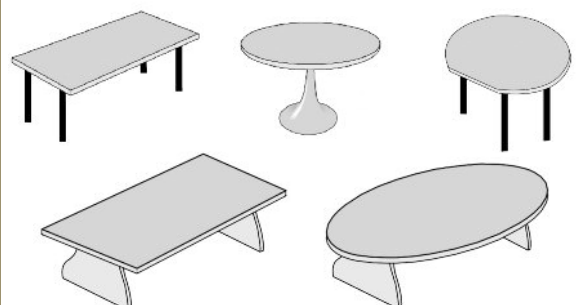
Additional table ranges



Desk extension

Tilt top tables

We have a great range of conference and other tables including desk extensions details available on request visit : www.sellagroup.co.uk




tables

coffee tables


We have a great range of wooden and glass tables to make any reception or cafeteria area look. Our wooden tables all feature 25mm wooden panels available in 5 finishes.




finish




WALNUT




REGAL OAK



OAK



BEECH



MAPLE



options

Code

Reception units

W x D

775

1200 x 700 rectangular reception/coffee table

£108



776

1200 x 700 oval reception/coffee table

£108



675TB

650 x 650 square reception/coffee table with trumpet base

£250



676TBM

Round bistro table 800 dia. 720h, with trumpet base

£265



676TBH

Round bistro table 650 dia. 1100h, with trumpet base

£280



WEBBER4

Square solid beech four legged table

£205



WEBBER5

Rectangular solid beech four legged table

£244



GLACIER13

Round glass coffee table 600mm dia.

£336



GLACIER07

Rectangular glass coffee table

£281



GLACIER03

Square glass coffee table

£209




reception

Create exactly the right impression with our reception units


Ultimately tailorable, our range of reception units help you create the right configuration for your needs. Available in 5 finishes and tops are 25mm thick.




finish




WALNUT




REGAL OAK



OAK



BEECH

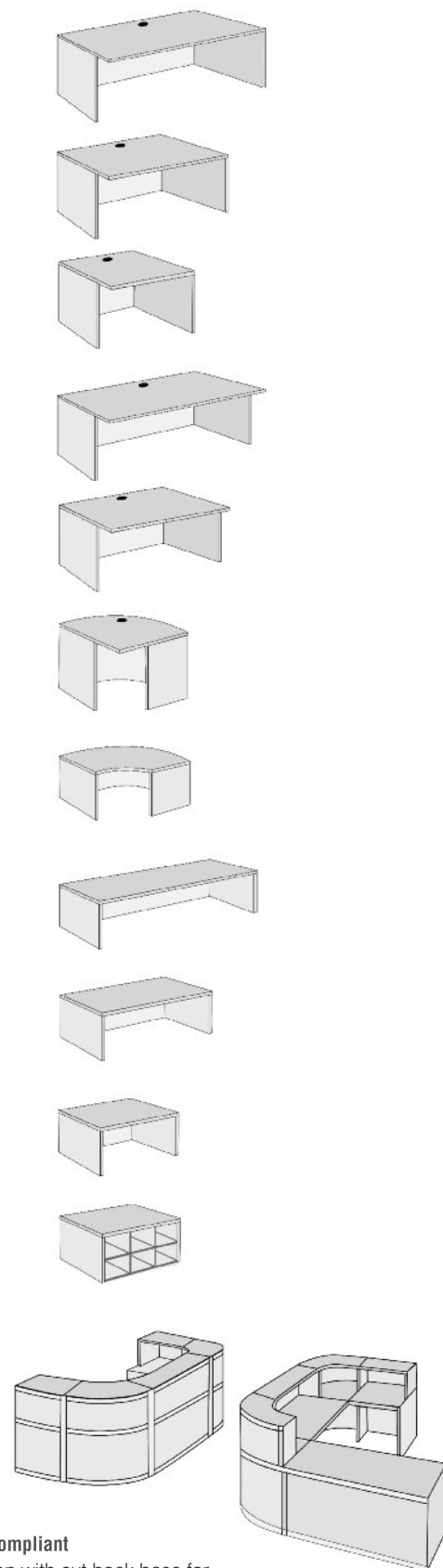


MAPLE



options

Code	Reception units	
	W x D	
401	1600 x 800 rectangular base desk unit (LH or RH cut back panel)	£284
402	1200 x 800 rectangular base desk unit (LH or RH cut back panel)	£247
403	800 x 800 square base desk unit (LH or RH cut back panel)	£207
404	1600 x 800 mid section base desk unit (both panels cut back)	£284
405	1200 x 800 mid section base desk unit (both panels cut back)	£247
406	800 x 800 base corner unit	£287
407	800 x 800 top box section corner unit	£171
408	1600 x 350 top box section unit	£155
409	1200 x 350 top box section unit	£139
410	800 x 350 top box section unit	£123
411	800 x 350 storage top section unit	£155



DDA compliant
 Low top with cut back base for
 easy access available on request